

HDMI 2.0 Extender Over Fiber

4K@60hz YUV4:4:4, CEC, HDR

OPERATION MANUAL



Dear Customer

Thank you for purchasing this product. For optimum performance and safety, please read these instructions carefully before connecting, operating or adjusting this product. Please keep this manual for future reference.

TABLE OF CONTENTS

Features

Package Contents

Specifications

Panel Descriptions

EDID Introduction

RS232 Pass Through Function

Connecting and Operating

Typical Application

Maintenance

Product service

Warranty

FEATURES

- Transmit distance up to 40KM over Single mode, (Multi mode upto 300m) fiber module Single /Duplex fiber (Optional) cable.
- Support resolution upto 4kx2k@60hz, YUV4:4:4 HDR.
- Support bandwidth upto 18Gbps.
- Support HDR, CEC
- Support HDCP2.2 input, HDCP2.2 output.
- Support HDCP1.4 input, HDCP1.4output.
- Support RS232 Bi-direction pass through.
- With Automatic EDID
- Support LPCM 5.1, Dolby®True HD, DTS-HD Master Audio™ .
- Surface-mountable.

PACKING CONTENTS

- 1). Main Unit. HDMI Extender Over Fiber
- 2). DC12V 1A Power Supply X2
- 3). Operating Instructions

***The Unit Without Modules**

SPECIFICATIONS

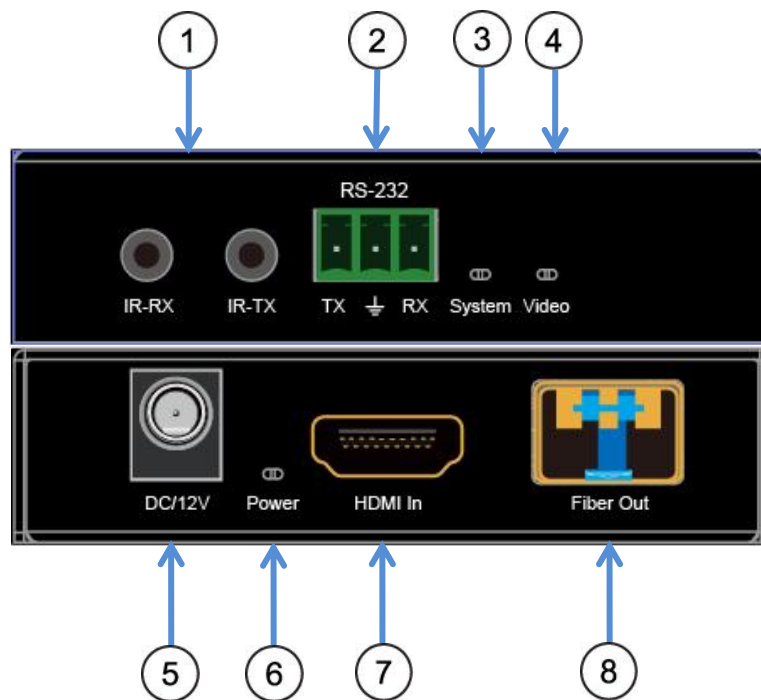
Operating Temperature Range	-5 to +40℃(+23 to +95°F)
Operating Humidity Range	5 to 90%RH (No Condensation)
Video Input(Transmitter)	1xHDMI Type A, 19-pin, female
Video Output(Receiver)	1xHDMI Type A, 19-pin, female
Link(Transmitter/ Receiver)	1m~40Km single mode Multi mode 300m Duplex fiber optical cable
Module type required ^①	SFP Type, Single / Multi mode / Duplex fiber (optional)
Video Format	4K@60Hz YUV 4:4:4, 4K@60Hz, 1080P, 720P, 576P, 480P/ VESA Resolution
Audio Format	Support LPCM 5.1, Dolby®True HD, DTS-HD Master Audio™ .
HDCP	HDCP 1.4 in, HDCP 1.4 out HDCP 2.2 in, HDCP 2.2 out
Power Supply	DC 12V 1A
Dimension (L×W×H)	Transmitter: 79*94*20mm Receiver: 79*94*20mm
Net Weight	475g (Pair)

Note: Specifications are subject to change without notice. Mass and dimensions are approximate.

① 4Kx2K requires 10G SFP Transceiver fiber module.

PANEL DESCRIPTIONS

Transmitter Panel

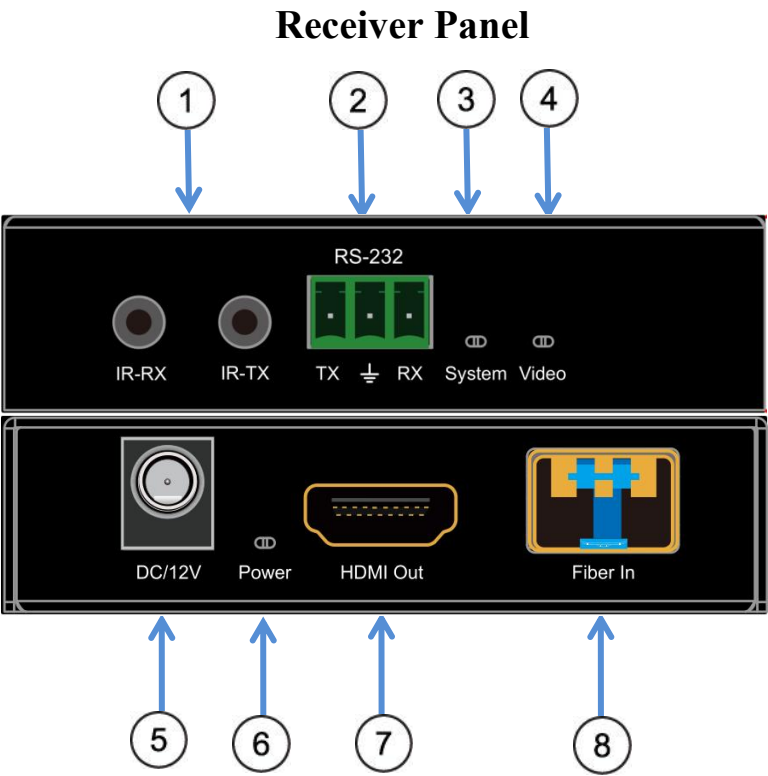


- | | |
|--------------------|-------------------|
| ① IR | ② RS232 |
| ③ System indicator | ④ Video indicator |
| ⑤ Power | ⑥ Power indicator |
| ⑦ HDMI input | ⑧ Fiber output |

EDID Introduction

1. Automatic EDID

The Automatic EDID function allows automatic copying the EDID from HDMI Display to HDMI source.



- ① IR
- ② RS232
- ③ System indicator
- ④ Video indicator
- ⑤ Power
- ⑥ Power indicator
- ⑦ HDMI output
- ⑧ Fiber input

RS232 Pass through function

1. Support Bi-directional transmission by RS232 pass through.
2. The RS232 sender and receiver can be connected with computer or other RS232 device.
3. Parity Bits: None
4. Stop Bits: 1
5. Baud Rate Range: 115200~4800

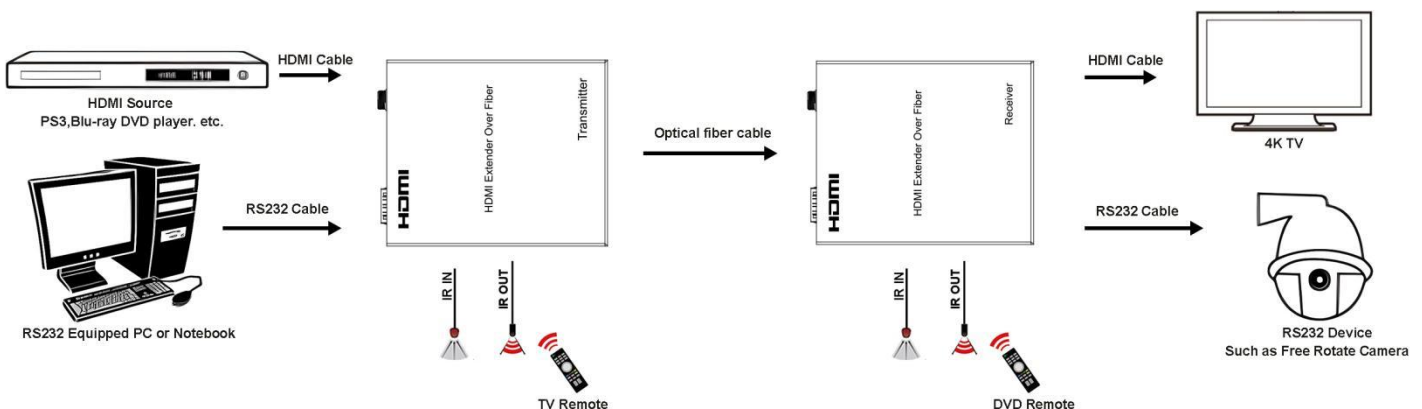
Baud rate	Support or not	Baud rate	Support or not
115200	√	14400	√
57600	√	9600	√
38400	√	4800	√
19200	√		

Connecting and Operating

1. Assemble modules with single/multi mode/duplex fiber to the HDMI Extender.(4Kx2K requires 10G module)
2. Connect the HDMI input source to input port of the Transmitter of the Fiber Extender by HDMI cable. (Max. 5M for 4K@60Hz, YUV 4:4:4, 8bit-HDR).
3. Connect the duplex fiber optic or Bi-directional single fiber cable to HDMI transmitter and receiver to auto-copy the EDID from HDMI Display.
4. Connect LC-LC single/multi mode /duplex fiber optic cable between the Fiber port of transmitter and Fiber port of receiver.
5. Connect HDMI display to the HDMI Receiver.
6. Connect RS232 cable with the computer on the Transmitter side.
Connect RS232cable with the RS232 device on the Receiver side.
7. Connect the included 12V DC power supplies to the locking power receptacle.
8. Power up the HDMI Extender, sources and displays.

Attention: Insert/Extract cable gently

Typical Application



MAINTENANCE

Clean this unit with a soft, dry cloth. Never use alcohol, paint thinner or benzene to clean this unit.

PRODUCT SERVICE

1) Damage requiring service: The unit should be serviced by qualified service personnel if:

- The DC power supply cord or AC adaptor has been damaged;
- Objects or liquids have gotten into the unit;
- The unit has been exposed to rain;
- The unit does not operate normally or exhibits a marked change in performance;
- The unit has been dropped or the cabinet damaged.

2) Servicing Personnel: Do not attempt to service the unit beyond that described in these operating instructions. Refer all other servicing to authorized servicing personnel.

3) Replacement parts: When parts need replacing ensure the servicer uses parts specified by the manufacturer or parts that have the same characteristics as the original parts. Unauthorized substitutes may result in fire, electric shock, or other hazards.

4) Safety check: After repairs or service, ask the servicer to perform safety checks to confirm that the unit is in proper working condition.

WARRANTY

If your product does not work properly because of a defect in materials or workmanship, our Company (referred to as "the warrantor") will , for the length of the period indicated as below, **(Parts(2)Year ,Labor(90) Days)** which starts with the date of original purchase ("Limited Warranty period"), at its option either(a) repair your product with new or refurbished parts, or (b) replace it with a new or a refurbished product. The decision to repair or replace will be made by the warrantor.

During the "Labor" Limited Warranty period there will be no charge for labor.

During the "Parts" warranty period, there will be no charge for parts. You must mail-in your product during the warranty period. This Limited Warranty is extended only to the original purchaser and only covers product purchased as new. A purchase receipt or other proof of original purchase date is required for Limited Warranty service.

Mail-In Service

When shipping the unit carefully pack and send it prepaid, adequately insured and preferably in the original carton. Include a letter detailing the complaint and provide a day time phone and/or email address where you can be reached.

LIMITED WARRANTY LIMITS AND EXCLUSIONS

1) This Limited Warranty ONLY COVERS failures due to defects in materials or workmanship, and DOES NOT COVER normal wear and tear or cosmetic damage. The Limited Warranty ALSO DOES NOT COVER damages which occurred in shipment, or failures which are caused by products not supplied by warrantor, or failures which result from accidents, misuse, abuse, neglect, mishandling, misapplication, alteration, faulty installation, set-up adjustments, maladjustment of consumer controls, improper maintenance, power line surge, lightning damage, modification, or service by anyone other than a Factory Service center or other Authorized Servicer, or damage that is attributable to acts of God.

2) THERE ARE NO EXPRESS WARRANTIES EXCEPT AS LISTED UNDER "LIMITED WARRANTY COVERAGE". THE WARRANTOR IS NOT LIABLE FOR INCIDENTAL OR CONSEQUENTIAL DAMAGES RESULTING FROM THE USE OF THIS PRODUCT, OR ARISING OUT OF ANY BREACH OF THIS WARRANTY. (As examples, this excludes damages for lost time, cost of having someone remove or re-install an installed unit if applicable, travel to and from the service, loss of or damage to media or images, data or other recorded content. The items listed are not exclusive, but are for illustration only.)

3) PARTS AND SERVICE, WHICH ARE NOT COVERED BY THIS LIMITED WARRANTY, ARE YOUR RESPONSIBILITY.